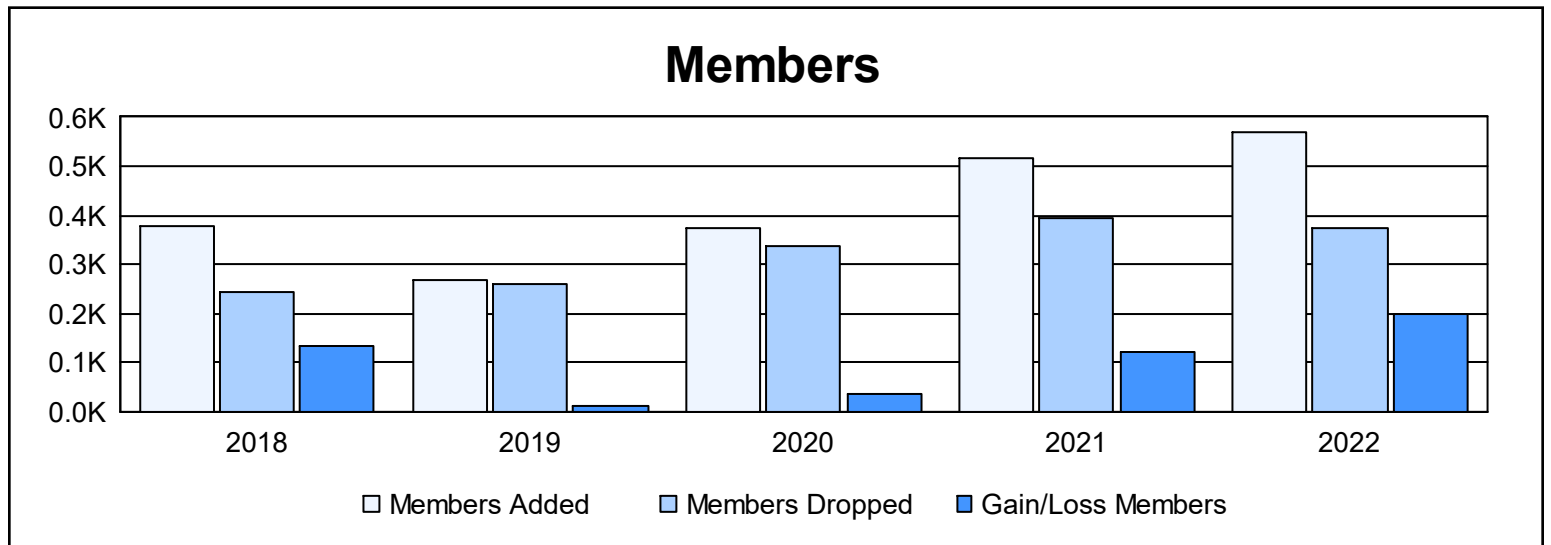
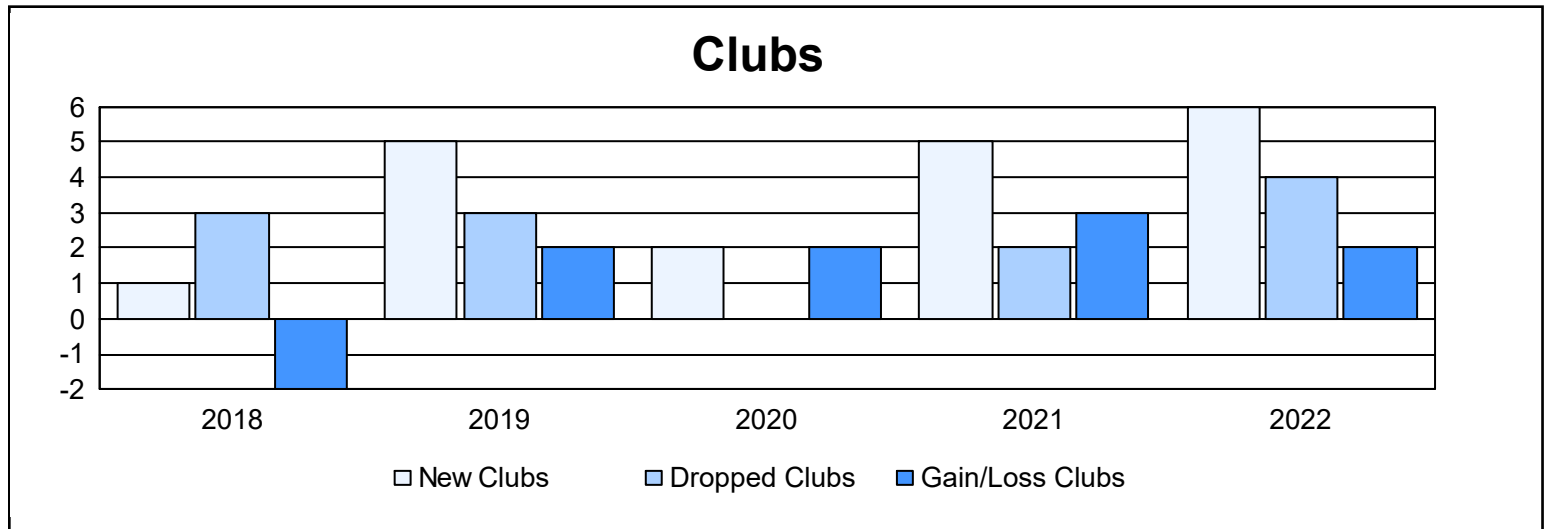
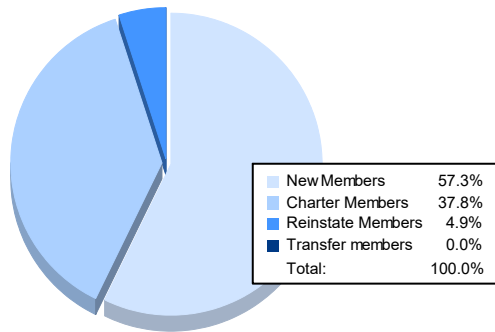


Year	New Clubs	Dropped Clubs	Gain/ Loss Clubs	New Members	Charter Members	Reinstate Members	Transfer Members	Total Member Added	Total Members Dropped	Gain/ Loss Members
2017-2018	1	3	-2	259	95	23	1	378	245	133
2018-2019	5	3	2	125	134	10	1	270	260	10
2019-2020	2	0	2	172	68	131	3	374	337	37
2020-2021	5	2	3	281	195	39	0	515	393	122
2021-2022	6	4	2	327	216	28	0	571	373	198
<b>Average</b>	<b>4</b>	<b>2</b>	<b>1</b>	<b>233</b>	<b>142</b>	<b>46</b>	<b>1</b>	<b>422</b>	<b>322</b>	<b>100</b>



### Membership Composition June 2022 Cumulative



### Gender Composition June 2022 Cumulative

